



WT SERIES SINGLE SHAFT SHREDDERS





WT SERIES **SINGLE SHAFT SHREDDERS**

The WT Series single shaft shredders are heavy duty machines designed for industrial applications and can be configured to efficiently process a wide range of materials.

Our machines are developed to the highest standard using state of the art technology, ensuring you have a machine that is reliable and efficient.

The WT Series shredders are available in a wide range of sizes and configurations and can be customised to suit your required throughput and sizing.

We can also assist with the development of supply infeed, discharge and plant solutions to integrate with your shredder.

BENEFITS

- Multiple rotor configurations
- Reliable & durable construction
- Easy maintenance
- Suitable for processing multiple products
- Safe & easy operation
- Variety of screen sizes available

APPLICATIONS


A wide variety of applications include:

- Cardboard (OCC)
- Plastic Film
- PP Bags
- PVC Pipe
- Paper
- MSW/RDF
- Aluminium Cans
- Wood
- Plastic Drums
- Newsprint




FEATURES THAT GUARANTEE HIGH PERFORMANCE

KEY FEATURES




Pusher Ram

Pusher ram introduces material in the cutter chamber to the rotor for shredding.



Rotor

The rotor design incorporates a series of knives made from hardened DC53 steel which can be turned 4 times before requiring replacement.



Force - Feed Ram

An additional vertical force-feeding ram is available to pass the material onto the rotor from above in order to optimise performance.



Sizing Screen

Output product size is controlled by means of a changeable sizing screen. A selection of screen sizes are available.



Shock Absorber

Excessive vibration is minimised due to the integrated shock absorbers ensuring protection of shredder components from damage.



Hydraulic Power Pack

Ram pressure and cycle time can be adjusted to suit different materials, oil cooler and dual-speed pump is also available to increase longevity and performance of the shredder.

ROTORS

We can offer a variety of rotor configurations to suit different applications.



High Performance Rotor

The rotor is our standard rotor, suitable for processing a wide range of materials at high speed. Materials include plastics, wood, paper, fibre and cable.



Hard Material Rotor

The rotor is designed specifically for processing hard materials such as ABC, PC and Nylon. The blade holders are sub-set deeper into the shaft to reduce the impact on the blades and shaft.



Film Rotor

The rotor is designed specifically for processing films. Sub-set block blades in the shaft prevent film from wrapping around the rotor and hardox surface on the rotor protects the shaft against abrasion from sand and dirt.



SPECIFICATIONS

Model Item	Dimension L/W/H (mm)	Cutting Chamber L/W (mm)	Main Shaft Speed (r/min)	Rotor-kmve (PCS)	Main Motor Power (KW)	Weight (KG)
WT2250	1780 X 1190 X 1754	857 x 502	83	24+4	15	1300
WT2260	1780 X 1350 X 1754	857 x 602	83	28+4	18.5	1400
WT3060	2455 X 1478 X 1700	1200 X 600	83	30+4	22	1550
WT3080	2455 X 1678 X 1700	1200 X 800	83	42+4	30	1950
WT4080	2825 X 1747 X 1875	1410 X 800	74	42+4	37	3500
WT40100	2825 X 2004 X 1875	1410 X 1000	74	54+4	45	4000
WT40120	2825 X 2564 X 1875	1410 X 1200	74	66+4	55	5000
WT40150	2825 X 2964 X 1935	1410 x 1500	74	90+4	75	6200
WT48150	3135 X 2968 X 2105	1650 X 1500	74	90+4	90	7800
WT48200	3255 X 4415 X 2720	1450 x 2000	74	114+4	75+75	10000
WT48250	3255 X 4615 X 2720	1560 X 2500	74	144+4	90+90	12000

*Please note: Specifications are indicative only and may be subject to change without notice. Equipment is sold with an operation manual and risk assessments relating to the equipment as supplied. It is the responsibility of the purchaser to conduct their own assessments and determine the suitability of the equipment for the intended use. Other models and custom builds available on request.

